

OPERATIONS & DOWN-FLOW TABLES



Operations & down-draft tables are categorized as a safety equipment for personal protection against gases, fumes, dust, animal hair and other allergen causing media.

Down-draft areas are integrated into the countertop and form the work surface with down-flow ventilation during the work processes. The suppression of the countertop keeps the pollution away from the operator's inhalation zone.

The underlying basin and extraction duct is made of acid-resistant stainless steel and collects any waste during work and is easy to clean, the perforated plates are removable and the bottom is fitted with ½" ball valve for emptying liquids after cleaning.

The workplace should be integrated into a height adjustable table in the cases that are long-term work at the table in accordance with the rules of the occupational health and safety legislation or used for multiple users.

Anesthetic / induction chamber can be built into the countertop, and can be selected from approx. 1 - 5 liters suitable for small laboratory animals. The approach and departure nozzle for Anestigas and Drivgas must be agreed upon configuring the table.

Control panel with display for temperature and airflow can be built into the table or mounted on the wall.

Lab module suction tables are offered in the following versions.

- suction table in fixed working height
- suction table with electric height control with ventilation connection from floor
- suction table with electric height control with ventilation connection from ceiling
- suction table with built-in road stone
- suction table for clean room & wet room

VENTILATION

The down-flow plates have the following specifications:

Holes: Diameter: 8 mm
 Quantity: 286 Pieces
 Area: ($\pi/4$ icy 0.008^2 wise 286) $m^2 = 0.014 m^2$


Ventilation: 300 m³/h.
 Pressure drop: 9 Pascal.
 Safe outback from work areas up to 4 cm. over suction plates.

Ventilation: 500 M³/H.
 Pressure drop: 15 Pascal.
 Safe outback from work areas up to 8 cm. Outside suction plates, and 10 cm above suction plates.

SURECACES

Corian

A solid surface material created by Dupont. Composed of acrylic polymer and aluminum oxide trihydrate (ATH), a material derived from bauxite ore.




Acid-resistant stainless-steel ANSI 316

The benefits of AISI 316 are improved corrosion resistance and heat resistance, better resistance to corrosion and good resistance to oxidation. Stainless steel AISI 316 is a stainless steel with a molybdenum content (2 to 3%). The mass fraction of chromium is 16% and nickel - 10%.



TABLETOP SIZES

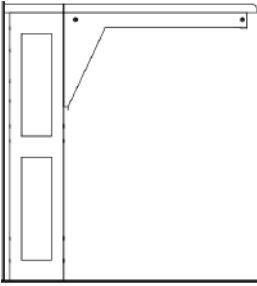
Width:	1200 mm	1500 mm	1800 mm
Depth:	650 mm	750 mm	850 mm




UNDERPARTS

FIXED WORKHEIGHT

Panel module

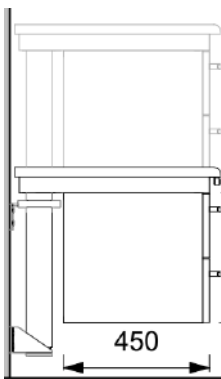


Bench frame module

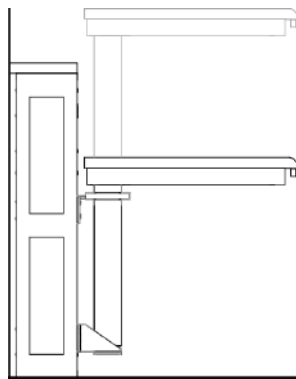


ELECTRICAL HEIGHTADJUSTABLE


Wall mounted module



Panel module



Bench frame module



NB. Wall must be reinforced

EXTRACTION FROM THE FLOOR.



EXTRACTION FROM THE CEILING.



DOWN-FLOW BALANCING TABLES

Balancing tables for analytics weights made of granite Greggio Sardo with extraction edge. Modular suction plates are adapted as desired.



Balance table on a column:

Consisting of a balancing stone placed on a column that is bolted in a stable surface on the floor. The balance column is constructed in a steel construction consisting of a foot for attachment on the floor and with supports for the balance stone. Between the balance stone and the column are 3 vibration feet.

The balance table structures consist of a fully welded steel frame which is electrostatic powder-coated in a thickness of at least 80 mm according to ISO standard No. 2802, and is resistant to all chemicals that are normally used in a laboratory.

In case of spillage beyond the balance stone edges, the stone can be lifted for drying the edges.

DOWN-FLOW TABLES FOR CLEANROOM & WETROOMS

Underparts offered in powder coated steel for cleanrooms and stainless steel for wetrooms.



CHECKLISTE

- Surface**
- Stainless steel Corian
- Worktop size:**
- Width 1200 mm 1500 mm 1800 mm Other _____
- Depth 650 mm 750 mm 850 mm Other _____
- Underpart:**
- Fixed underpart Height adjustable bench frame
- Height adjustable wall mounted Height adjustable panel mounted
- Steel powder coated (standard) Stainless steel
- Ventilation**
- From ceiling From floor
- Extras**
- Balancing stone Anesthesia box Regulated heating plates
- Local extraction arm Outlet for gas _____